

# Kentucky High School Athletic Association

## Memorandum

To: Superintendent, Principal, and Athletic Director

From: Brigid L. DeVries, Commissioner




Date: July 3, 2002

Subject: 2001-2002 Annual Report Forms Submission

School: West Jessamine High School

Enclosed please find a copy of Form T-65, The 2001-2002 Annual Report Forms Checklist. In addition, you may find an attachment with corrected copies of the forms submitted by your school personnel. Please review this information so the forms can be completed accurately in the future. Also, KHSAA Audit Staff may have requested a re-submission of some of the 2001-2002 Annual Report Forms or need additional information on your athletic programs. Please submit this information by the date requested if this is applicable. Copies and all KHSAA Title IX documents must be kept current and included in your permanent Title IX File at the school. All documents are subject to Open Records Requests.

Should you need any further information, please do not hesitate to call anytime.



Memo

To: KHSAA Member School Superintendents, Principals, and Athletic Directors

From: Brigid L. DeVries, Commissioner

Date: July 2, 2002

Re: 2002 Title IX Forms Submission

School	West Jessamine	Reviewed by	Fran Edwards
--------	----------------	-------------	--------------

The following is a status report regarding the required 2001 - 2002 Title IX submission of forms due in to the KHSAA office by April 15, 2002. Appropriate audit personnel have reviewed these forms and the following is a summary of this review.

I. Checklist of Forms properly submitted in a satisfactory manner:

<input checked="" type="checkbox"/>	GE 19 (Annual Verification)	<input checked="" type="checkbox"/>	T-35 (Budget Expenses)
<input checked="" type="checkbox"/>	T-1 (Summary Program Chart 1)	<input checked="" type="checkbox"/>	T-36 (Budget Expenses)
	T-2 (Summary Program Chart 2)	<input checked="" type="checkbox"/>	T-41 (Checklist – Overall Interscholastic Program)
<input checked="" type="checkbox"/>	T-3 (Summary Program Chart 3)	<input checked="" type="checkbox"/>	T-60 (Corrective Action Plan)
<input checked="" type="checkbox"/>	T-4 (Summary Program Chart 4)	<input checked="" type="checkbox"/>	T-63 (Interscholastic Survey Results)

II. Status

A.		2001 – 2002 Forms are satisfactory and no further information or action is necessary at this time.
B.	<input checked="" type="checkbox"/>	Errors have been noted with respect to the following forms and corrected copies are being returned to you for placement in your Title IX file to ensure proper submission in the future. Form T-2 (see attached).
C.		The following forms were omitted and must be submitted by school representatives.
D.		Other Recommendation and Comments:

**2001-2002**  
**ACCOMMODATION OF INTERESTS AND ABILITIES**  
**SUMMARY PROGRAM CHART 2**

KHSAA  
 Form T2  
 Rev. 07/01

**Participation Opportunities Test Two**

			Column 1	Column 2	Column 3	Column 4	Column 5
Program			Number of Teams Currently Offered	Number of Participants	Number of Teams Added in Last Five Years	Number of Participants Added in Last Five Years	Percent of Total Participation By Sex Added in Last 5 Years
<b>GIRLS</b>	Row 1	varsity:	9	<del>33</del> 139	2 (swm,vb)	56	23.1%
	Row 2	j.v.:	5	<del>18</del> 64	1 (vb)	18	7.4%
	Row 3	frosh:	3	<del>27</del> 39	2 (sft,vb)	55	22.7%
	Row 4	total:	17	78 242	5	129	53.3%
<b>BOYS</b>	Row 5	varsity:	9	<del>41</del> 192	1 (swm)	13	4.4%
	Row 6	j.v.:	5	<del>0</del> 72	0	0	0%
	Row 7	frosh:	2	<del>45</del> 30	1 (bsb)	15	5.1%
	Row 8	total:	16	<del>26</del> 294	2	28	9.5%

- 1) List the number of interscholastic teams offered for girls and boys at each competitive level (for example, varsity, junior varsity, and freshman levels). Total each of the entries in Column 1 into Row 4, Column 1 and Row 8, Column 1.
- 2) List the number of interscholastic teams that have been added in the last five years at each competitive level. Total each of the entries in Column 3 into Row 4, Column 3 and Row 8, Column 3.
- 3) List the number of participants that are currently on each level of the teams that were added in the last five years. Total each of the entries in Column 2 into Row 4, Column 2 for girls and Row 8, Column 2 for boys. If a team was added previously but no longer exists, there are no current participants to be added for that team.
- 4) List the number of participants added in the last 5 years. Total each of the entries made in Column 4 into Row 4, Column 4 for girls and Row 8, Column 4 for boys.
- 5) Calculate the percentage of participants that have been added in the last five years (Column 4 divided by Column 2 on each line). For example, if girls' varsity soccer (22 participants), junior varsity soccer (18 participants), junior varsity golf (8 participants), and freshman softball (15 participants) have been added in the last five years, then 63 participation opportunities have been added for girls. If the total number of female participants in the program is 96 (taken from Form T-1, Row 1, Column 3), then 65.6% of the current opportunities (63 of 96) have been added in the last five years. Perform similar calculations for male participants.

Note: If the percentage of current participants added in the last five years is 25% or greater, compliance with test two may be possible. If less than 25%, then compliance with test three should be analyzed. **CAUTION:** 25% is not a formal compliance standard.

Principal's Signature:  Date: April 15, 2002

APR 15 2002



**2001-2002 KENTUCKY HIGH SCHOOL ATHLETIC ASSOCIATION  
ANNUAL VERIFICATION OF TITLE IX PROCEDURES  
(To be submitted by April 15, 2002 along with other required forms)**

The West Jessamine High School, Nicholasville, Kentucky  
(Name of High School) (City)

certifies to the Kentucky High School Athletic Association that the following is an accurate and true representation of the facts surrounding compliance with Title 20, U.S.C. Titles 1681-1688, et. Seq. (also known as Title IX)

**I certify the following provisions in accordance with records at the school contained in the permanent Title IX file, and to the best of my knowledge have completed the following tasks. (All boxes must be checked)**

**XX** Established a gender equity committee at the high school. (list committee personnel and provide attachment if necessary)

Name	Address	Phone	Title
<u>See attached</u>			

**XX** Scheduled a minimum of three meetings during the 2001-2002 school year on the following dates:

2/13/02

3/12/02

4/11/02

**XX** Designated the following person as the Title IX coordinator for the school/district:

**Dean Geary, Athletic Director, 2101 Wilmore Road, Nicholasville, KY 40356, 859/887-2421, ext. 152**

Name	Title	Address	Phone

**XX** School personnel are continuing to make periodic reviews of the boys and girls athletics program reflected in the Corrective Action Plan.

**XX** In addition to the above information, the above referenced school maintains a complete permanent file relative to Title IX records including copies of the self-assessment audit, all corrective action plans, and other related materials.

*Owen Taylor*  
Principal's Signature

*Linda France*  
Superintendent Signature

April 15, 2002  
Date

*Karl J. ...*  
School Board Chairpersons' Signature

*(Send original copy to KHSAA - Maintain duplicate in Title IX school folder)*

# WJHS GENDER EQUITY COMMITTEE

2001-2002

2101 Wilmore Road  
Nicholasville, KY 40356  
859/887-2421, ext. 152

Owens Saylor	Principal 117 Murphy's Lane, Nicholasville, KY 40356 859/887-8718
Charlie Temple	District Athletic Director 413 Kinlaw Lane, Wilmore, KY 40390
Dean Geary	Athletic Director, WJHS Title IX Coordinatoor 316 Weil Lane, Nicholasville, KY 40356 859/887-9244
Deangelo Wiser	Coach: Girls' Soccer 2250 Mackey Pike, Nicholasville, KY 40356 859/885-7226
Marci Smith	Coach: Girls' Fast Pitch Softball 104 Brentwood Dr., Wilmore, KY 40390 859/858-9194
Ryan Abbott	Coach: Baseball 102 Imperial Pointe, Nicholasville, KY 40356 859/885-0329
Andy McConnell	Coach: Girls' Golf (starting 2002-03 school year) 114 Lake Street, Nicholasville, KY 40356 859/887-0591
June Smith	Parent Representative: Girls' Basketball 105 Rose Lane, Nicholasville, KY 859/887-1524
Chrystina Smith	Athlete Representative: Girls' Basketball 105 Rose Lane, Nicholasville, KY 859/887-1524
Bob Tarvin	Parent Representative: Football, Boys' Basketball, Baseball 101 Forrest Trail, Nicholasville, KY 40356 859/223-1011
Scott Tarvin	Athlete Representative: Football, Boys' Basketball, Baseball 101 Forrest Trail, Nicholasville, KY 40356 859/223-1011
Angie Martin	Parent Representative: Girls' Soccer 224 Winding Way, Wilmore, KY 40390 859/858-4984
Emily Martin	Athlete Representative: Girls' Soccer 224 Winding Way, Wilmore, KY 40390 859/858-4984

2001-2002  
**ACCOMMODATION OF INTERESTS AND ABILITIES**  
**SUMMARY PROGRAM CHART 1**

KHSAA  
 Form T1  
 Rev. 07/01

**Participation Opportunities Test One**

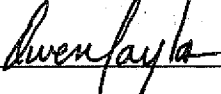
		(Column 1)	(Column 2)	(Column 3)	(Column 4)
	Program	Enrollment	Percentage of Total Enrollment	Number of Interscholastic Participants (double and triple count)	Percentage of Total Participation
Row 1	GIRLS	397	48.95%	242	45.1%
Row 2	BOYS	414	51.05%	294	54.9%
Row 3	Totals	811	100%	536	100%

Instructions:

\*Number of 8<sup>th</sup> grade students & below used in Column 4 calculations if applicable: girls-68, boys-67, Total: 135

- 1) Determine the total number of girls enrolled, (place in Row 1, Column 1). Determine the total number of boys enrolled, (place in Row 2, Column 1).
- 2) Add the total number of girls and boys enrolled to determine total enrollment, (place in Row 3, Column 1).
- 3) Calculate the percentage of total enrollment that is female. (Divide Row 1, Column 1 by row 3, Column 1 and place in Row 1, Column 2.) Calculate the percentage of total enrollment that is male. (Divide Row 2, Column 1 by Row 3, Column 1 and place in Row 2, Column 2.) Note: Row 1, Column 2 plus Row 2, Column 2 should total 100%.
- 4) Ask the head coaches to review the most updated eligibility or squad lists for their teams. Ask coaches to confirm the names of those individuals who are on the team as of the **first date of competition**, and cross out the names of those who were cut from the team or quit the team prior to the first competitive event. Determine the total number of interscholastic athletics participants that are girls, (and place in Row 1, Column 3). In order to determine the total number of athletics participants, an individual should be counted each time he or she participates on a team. For example, if Jane Doe competes on the varsity volleyball team, the junior varsity volleyball team, the junior varsity basketball team, and the varsity softball team, she should be counted as four participants (**do not include club or intramural sports participants, cheerleaders, dance teams, or pom squads**). Calculate the same way for boys and girls. \* In addition, should 8<sup>th</sup> grade students and below play on a Freshman, Junior Varsity, or Varsity team, they should also be counted for each team and sport on which they participate. If applicable, please asterisk the above notation as to how many 8<sup>th</sup> grade students & below are included. Using the same procedure, determine the total number of interscholastic athletic participants that are boys, (and place in Row 2, Column 3). Add Row 1, Column 3 plus Row 2, Column 3 to get total participants and place in Row 3, Column 3.
- 5) Calculate the percentage of female participation. (Row 1, Column 3 divided by Row 3, Column 3 and place in Row 1, Column 4.) Calculate the percentage of male participation. (Row 2, Column 3 divided by Row 3, Column 3 and place in Row 2, Column 4.) Note: Row 1, Column 4 plus Row 2, Column 4 should total 100%.

Note: While being within three percent is not a formal compliance standard; if the percent listed in Row 1, Column 4 is within 3% of Row 1, Column 2, then it provides a good target within which compliance is likely.

Principal's Signature:  Date: April 15, 2002

2001-2002  
**ACCOMMODATION OF INTERESTS AND ABILITIES**  
**SUMMARY PROGRAM CHART 2**

KHSAA  
 Form T2  
 Rev. 07/01

**Participation Opportunities Test Two**

		Column 1	Column 2	Column 3	Column 4	Column 5
Program		Number of Teams Currently Offered	Number of Participants	Number of Teams Added in Last Five Years	Number of Participants Added in Last Five Years	Percent of Total Participation By Sex Added in Last 5 Years
<b>GIRLS</b>	Row 1	varsity: 9	<del>33</del> 139	2 (swm,vb)	56	23.1%
	Row 2	j.v.: 5	<del>48</del> 64	1 (vb)	18	7.4%
	Row 3	frosh: 3	<del>27</del> 39	2 (sft,vb)	55	22.7%
	Row 4	total: 17	78 242	5	129	53.3%
<b>BOYS</b>	Row 5	varsity: 9	<del>41</del> 192	1 (swm)	13	4.4%
	Row 6	j.v.: 5	<del>4</del> 72	0	0	0%
	Row 7	frosh: 2	<del>45</del> 30	1 (bsb)	15	5.1%
	Row 8	total: 16	<del>26</del> 294	2	28	9.5%

- 1) List the number of interscholastic teams offered for girls and boys at each competitive level (for example, varsity, junior varsity, and freshman levels). Total each of the entries in Column 1 into Row 4, Column 1 and Row 8, Column 1.
- 2) List the number of interscholastic teams that have been added in the last five years at each competitive level. Total each of the entries in Column 3 into Row 4, Column 3 and Row 8, Column 3.
- 3) List the number of participants that are currently on each level of the teams that were added in the last five years. Total each of the entries in Column 2 into Row 4, Column 2 for girls and Row 8, Column 2 for boys. If a team was added previously but no longer exists, there are no current participants to be added for that team.
- 4) List the number of participants added in the last 5 years. Total each of the entries made in Column 4 into Row 4, Column 4 for girls and Row 8, Column 4 for boys.
- 5) Calculate the percentage of participants that have been added in the last five years (Column 4 divided by Column 2 on each line). For example, if girls' varsity soccer (22 participants), junior varsity soccer (18 participants), junior varsity golf (8 participants), and freshman softball (15 participants) have been added in the last five years, then 63 participation opportunities have been added for girls. If the total number of female participants in the program is 96 (taken from Form T-1, Row 1, Column 3), then 65.6% of the current opportunities (63 of 96) have been added in the last five years. Perform similar calculations for male participants.

Note: If the percentage of current participants added in the last five years is 25% or greater, compliance with test two may be possible. If less than 25%, then compliance with test three should be analyzed. **CAUTION:** 25% is not a formal compliance standard.

Principal's Signature: *Avenly* Date: April 15, 2002

2001-2002  
**ACCOMMODATION OF INTERESTS AND ABILITIES**  
**SUMMARY PROGRAM CHART 3**


KHSAA  
 Form T3  
 Rev. 07/01

**Participation Opportunities Test Three**

For any question answered "YES" identify the respective sport(s).

	<b>GIRLS</b> (Yes / No)	<b>BOYS</b> (Yes / No)
1. Is there an intramural team offered in a sport not now available in the interscholastic athletics program? (YES or NO)	Yes, Bowling	Yes, Bowling
2. For a sport <u>not</u> currently offered, is there sufficient interest to form a viable interscholastic team based on participation on an intramural team or community recreation teams? (YES or NO)	Yes, Bowling	Yes, Bowling
3. For a sport <u>not</u> currently offered, is there sufficient interest to form a viable interscholastic team with the interscholastic survey.	Yes, Bowling & Slow Pitch Softball	Yes, Bowling & Wrestling
4. For a sport currently offered, is there interest to form a viable team for a junior varsity, freshman, or other intramural level that is not currently offered? (YES or NO)	Yes, Freshman Girls' Soccer	No
5. If you answered YES to question (1), (2), (3) or (4), are there enough high schools in your geographic area offering the sport (at the appropriate level) to allow for the development of a reasonable schedule of competition. (YES or NO)	No	No/Yes

5. No to bowling and yes to wrestling but would put West Jessamine High School out of compliance.

Principal's Signature:  Date: April 15, 2002



2001-2002  
**ACCOMMODATION OF INTERESTS AND ABILITIES**  
**SUMMARY PROGRAM CHART 4**

KHSAA  
 Form T4  
 Rev. 07/01

**Levels of Competition Test One**

		(Column 1)	(Column 2)
	Team Levels	GIRLS	BOYS
Row 1	Total Number of Athletics Participants in All Levels	242	294
Row 2	Number of Varsity Teams Offered	9	9
Row 3	Number of Participants on all Varsity Teams	139	192
Row 4	Percentage of Total Varsity Participants By Sex	57.4%	65.3%
Row 5	Number of Junior Varsity Teams Offered	5	5
Row 6	Number of Participants on all Junior Varsity Teams	64	72
Row 7	Percentage of Total Junior Varsity Participants By Sex	26.5%	24.5%
Row 8	Number of Freshman Teams Offered	3	2
Row 9	Numbers of Participants on all Freshman Teams	39	30
Row 10	Percentage of Total Freshman Participants By Sex	16.1%	10.2%

- 1) Copy the number entered on Form T1, Row 1, Column 3 and place on Row 1, column 1 of this form.
- 2) Copy the number entered on Form T1, Row 2, Column 3 and place on Row 1, column 2 of this form.
- 3) List the number of teams at the varsity, junior varsity, and freshman levels for boys and girls (Rows #2,5,8) and place in the proper boxes in columns 1 and 2.
- 4) List the number of teams at the varsity, junior varsity, and freshman levels for boys and girls (Rows #3,6,9) and place in the proper boxes in columns 1 and 2.
- 5) Calculate the percentage of female and male participants at each level. (Rows #4,7,10)
  - Divide Row 3, Column 1 by Row 1, Column 1, and place the percentage in Row 4, Column 1.
  - Divide Row 3, Column 2 by Row 1, Column 2, and place the percentage in Row 4, Column 2.
  - Divide Row 6, Column 1 by Row 1, Column 1, and place the percentage in Row 7, Column 1.
  - Divide Row 6, Column 2 by Row 1, Column 2, and place the percentage in Row 7, Column 2.
  - Divide Row 9, Column 1 by Row 1, Column 1, and place the percentage in Row 10, Column 1.
  - Divide Row 9, Column 2 by Row 1, Column 2, and place the percentage in Row 10, Column 2.

Principal's Signature: \_\_\_\_\_

Date: April 15, 2002

2001-2002

**BUDGETED AND ACTUAL EXPENDITURES - PROGRAM COMPARISON CHART**

	equipment and supplies		Travel (Paid by Board of Education)		awards		coaches' salaries (to include supplemental and extended employment)		facilities improvements		publications (if sport-specific)	
	B	E	B	E	B	E	B	E	B	E	B	E
G basketball	\$1500.	\$595	0	\$1880.	0	\$297.	\$13,200.	\$13,200.	0	0	0	0
B basketball	\$1500.	\$1725.	0	\$1483.	0	\$456.	\$13,200.	\$13,200.	0	0	0	\$250.
G softball	\$1000.	\$856	0	\$1605.	0	\$137.	\$6500.	\$6500.	0	\$600.	0	0
B baseball	\$1000.	\$890.	0	\$1782.	0	\$248.	\$6500.	\$6500.	0	\$600.	0	0
G cross country	\$125.	\$35.	0	\$291.	0	\$131.	\$850.	\$850.	0	0	0	0
B cross country	\$125.	\$35.	0	\$291.	0	\$146.	\$850.	\$850.	0	0	0	0
G golf	\$400.	\$580.	0	\$165.	0	\$28.	\$1600.	\$1600.	0	0	0	0
B golf	\$400.	\$580.	0	\$241.	0	\$41.	\$1600.	\$1600.	0	0	0	0
G soccer	\$750.	\$610.	0	\$867.	0	\$360.	\$6800.	\$5150.	0	\$400.	0	0
B soccer	\$750.	\$662.	0	\$1480.	0	\$150.	\$6800.	\$6800.	0	\$400.	0	0
G swimming	\$125.	0	0	0	0	\$62.	\$1000.	\$1000.	0	0	0	0
B swimming	\$125.	0	0	0	0	\$62.	\$1000.	\$1000.	0	0	0	0

**TO INCLUDE BOOSTER CLUB FUNDING**

"B" is for budgeted dollar amounts and "E" is for actual dollar expenditures. Expenditures should include items provided by third parties such as Booster Clubs.


Principal's Signature:  Date: 4/15/02

**2001-2002  
BUDGETED AND ACTUAL EXPENDITURES - PROGRAM COMPARISON CHART 2  
TO INCLUDE BOOSTER CLUB FUNDING**

Teams	equipment and supplies		Travel (Paid by Board of Education)		awards		coaches' salaries (to include supplemental and extended employment)		facilities improvements		publications (if sport-specific)	
	B	E	B	E	B	E	B	E	B	E	B	E
G track	\$375.	\$918.	0	\$672.	0	\$177.	\$3250	\$3250	0	0	0	0
B track	\$375.	\$1018.	0	\$672.	0	\$202.	\$3250	\$3250	0	0	0	0
G tennis	\$250.	\$45.	0	\$179.	0	\$41.	\$1675	\$1675	0	0	0	0
B tennis	\$250.	\$45.	0	\$105.	0	\$41.	\$1675	\$1675	0	0	0	0
G volleyball	\$12000	\$11688.#	0	\$1097.	0	\$205.	\$3750	\$3750	0	0	0	0
B wrestling **												
G (list sport) **												
B (football)	\$4000.	\$18099.*	0	\$2817.	0	\$460.	\$26400	\$23400	0	\$1000.	0	0
G (list sport) **												
B (list sport) **												

\*Includes \$12,300. on new uniforms  
 "B" is for budgeted dollar amounts and "E" is for actual dollar expenditures. Expenditures should include items provided by third parties such as Booster Clubs.

\*\* Do not have the sport.  
 #Starting new sport.

Principal's Signature:  Date: April 15, 2002

**2001-2002 KHSAA TITLE IX ATHLETICS AUDIT**

KHSAA  
Form T41  
Rev. 07/01

**Checklist - Overall Interscholastic Athletics Program**

Areas of Compliance	ADVANTAGE TO (Respond based on Internal Evaluation by checking the appropriate column.)		
	GIRLS' PROGRAM	BOYS' PROGRAM	NEITHER PROGRAM
Equipment and Supplies		X	
Scheduling of Games and Practice Time			X
Travel and Per Diem Allowances			X
Coaching			X
Locker Rooms, Practice and Competitive Facilities		X (STORAGE)	
Medical and Training Facilities and Services			X
Publicity		X	
Support Services			X
Athletic Scholarships awarded to 01-02 WJHS Sr. Athletes by colleges	X		
Tutoring			X
Housing and Dining Facilities and Services			X
Recruitment of Student Athletes			X

Principal's Signature: 

Date: April 15, 2002

**2001-2002  
TITLE IX**

School Name: West Jessamine High School  
 School Year: 2001-2001  
 Principal's Signature: \_\_\_\_\_  
 Date: April 15, 2002

**CORRECTIVE ACTION PLAN**

To complete this form, indicate the intended area which needs corrective action, the suggested change and time table for implementation. You may copy this form as needed. Please attach corrective action plans along with audit forms and submit by April 15, 2002.

ITEM FOR CORRECTION	SUGGESTED CHANGE	TIME TABLE FOR CORRECTIVE ACTION
<b>Accommodation of Interest and Abilities</b> Due to differences in participation numbers, we must make the athletic environment more inviting to our female population by increasing sport offerings and encouragement of existing population to become involved in existing sports.	1. Checking into adding freshman girls' soccer team. 2. Continue to actively publicize sport opportunities for all student/athletes at WJHS.	1. Check during the 2002-03 school year with teams in our area if they have the numbers needed to start a freshman girls' soccer for the 2003-04 season. 2. Continue to announce games, scores, etc... on the morning announcements and have these announced on the e-mail announcements to parents during the 2002-03 school year.
<b>Equipment and Supplies</b> To insure quality equipment for all teams	1. Travel Bags for Girls' Basketball (10) 2. New Home & Away Uniforms for the Girls' Basketball Season 3. New Uniforms for Fast Pitch Softball 4. Practice Uniforms for Girls' Basketball 5. New Uniforms for Girls' Soccer	1. Implement for the 2002-03 season 2. Implement for the 2002-03 season 3. Implement for the 2002-03 season 4. Implement for the 2002-03 season 5. Implement by the 2003-04 season
<b>Scheduling of Games &amp; Practice Times</b> Continue to provide more "prime time" opportunities for girls' sports to perform/play.	1. Continue to schedule games for Girls' Basketball that allows for more "prime time" play opportunities. (i.e. Friday/Saturday)	Continue to reschedule girls' basketball games on Friday/Saturday nights that do not conflict with boys' basketball games or move the boys' basketball games to another night for the 2002-03 season.
<b>Locker Rooms, Practice and Competitive Facilities</b> Provide more storage area for girls' sports	1. Close in area in the Girls' P.E. Locker Room 2. Provide better storage for the Softball Team	1. Have submitted request to Central Office Maintenance to complete. 2. Have the shop class complete the storage building they started on in the fall of 2002.
<b>Publicity</b> Provide opportunity for all teams to have game programs	Have game programs for all teams when requested by the coach.	Implement during the 2002-03 school year.

- An explanation (status report) is needed for all areas identified previously as items for correction as well as all areas currently identified as items for correction. This form shall be typed.

Principal's Signature: *[Signature]* Date: April 15, 2002

Signature: 

## 2000-2001 TITLE IX CORRECTIVE ACTION PLAN

Date: April 15, 2002

Page 1

To utilize the intended area which needs corrective action and the suggested change time table for implementation. You may copy this form as needed.

ITEM FOR CORRECTION	SUGGESTED CHANGE	TIME TABLE FOR CORRECTIVE ACTION	Completed
<p><b>1. Accommodation of Interests and Abilities.</b></p> <p>Due to differences in participation numbers, we must make the athletic environment more inviting to our female population by increasing sport offerings and encouragement of existing population to become involved in existing sports.</p>	<p>Add the sport of volleyball for female participant at WJHS.</p>	<p>Hire Head Coach/Assistant in the Spring, 2001 and add sport of volleyball in the fall 2001.</p>	<p>07/15/2001</p>
<p><b>2. Equipment and Supplies</b></p> <p>To insure quality equipment for all teams.</p>	<p>More actively publicize sport opportunities for all student/athletes at WJHS.</p>	<p>1. Develop by a handbook for all sports with comments and requirements by each Head Coach. This is to be implemented by April, 2001. <i>District AD &amp; Parent Committee are completing</i></p> <p>2. Continue to announce games &amp; scores on the school's morning announcements.</p> <p>3. Make up "flyers" to publicize sports. Implement by August, 2002.</p> <p><i>Student committee will be asked to complete during the 2002-2003 school year.</i></p>	<p>Did not complete</p> <p>2. On going</p> <p>3. Did not complete</p>
<p><b>3. Scheduling of Games and Practice Times</b></p> <p>Provide more "prime time" opportunities for girls' sports to perform/play.</p>	<p>1. Travel Bags for Girls' Basketball. Need 10 more.</p> <p>2. New Home &amp; Away Uniforms for Girls' Basketball</p> <p>3. New Golf Bags for Girls' &amp; Boys' Golf Teams</p> <p>4. New Jersey/Pants for Softball</p> <p>Schedule games for Girls' Basketball that allow more "prime time" opportunities (i.e. Friday/ Sat.)</p>	<p>Implement by the beginning of the 2001-2002 basketball season.</p> <p><i>Will be completed during 2002-03 season</i></p> <p>Implement by the 2002-2003 season.</p> <p>Implement by the beginning of the 2001-2002 golf season.</p> <p>Implement by the beginning of the 2001-2002 <i>Will be completed by the 2002-03 season.</i></p> <p>Begin moving/rescheduling contracted games and set up guidelines for new contracts with 2001-2002 basketball "season."</p>	<p>1. Did not complete</p> <p>2. Will be ordering</p> <p>07/15/2001</p> <p>4. Did not complete.</p> <p>5. April, 2001</p>

Signature:   
 Date: April 15, 2002

## 2000-2001 WJHS TITLE IX CORRECTIVE ACTION PLAN

Page 2

To utilize the intended area which needs corrective action and the suggested change time table for implementation. You may copy this form as needed.

ITEM FOR CORRECTION	SUGGESTED CHANGE	TIME TABLE FOR CORRECTIVE ACTION	Completed
<b>Travel and Per Diem Allowances</b>			
Provide more opportunities for Girls' Teams to travel out of state for tournaments.	Make a schedule for teams to travel out of state for tournaments.	Develop by October, 2000 <i>Jessamine County Bd of Ed. has established a policy on this.</i>	Summer, 2001
<b>Locker Rooms, Practice and Competitive Facilities.</b>			
Provide more storage area for Volleyball and Girls' Basketball	Close in area in Girls' P. E. Locker Room	Implement during Summer, 2001 <i>Submitted to maintenance department at central office on 5/01</i>	Has not been completed
Provide Girls' Basketball w/the opportunity to have locker room facilities adjacent to the basketball court.	Possibly move the Girl's Basketball team to the Girls' PE Locker Room adjacent to the basketball court.	Survey the Girls Basketball Team in November, 2001. If the majority of the girls surveyed want to move, then the locker room assignments will be made.	Moved for the 2001-02 season
<b>Budget</b>			
Better Funding from the Board of Education for athletics	Submit Budget Request to the Board of Education for Operating and Uniforms	Submit in May, 2001 for the 2001-2002 Season	Passed for the 2001-02 season
<b>Publicity</b>			
Provide Girls' Soccer to have pep band play at the home games.	Have the Pep Band play at home games when requested by the coach.	Implement the 2001-2002 season. <i>Coach did not request for the 2001-02 season.</i>	08/2001
Provide Cheerleaders at equivalent number of home and away games for FB, VB, Boys & Girls' Basketball & when requested by coach/players at Boys' & Girls' Soccer games		Meet w/Coaches and make schedule. Implement by the 2001-2002 seasons	11/01

## 2001-2002 INTERSCHOLASTIC ATHLETICS SURVEY

### Summary Of Student Responses

School Name: West Jessamine High School

School Enrollment: 811

Date: April 12, 2002

Completed By: Dean Geary, Athletic Director

#### Instructions:

- Summarize the Student Athletics Interest Surveys Form T-61 by listing the total number of responses on the line next to each sport.
- Under the Other Category please provide a listing of the sports as well as the number of students who are interested in participating.
- Please sign and date the Summary Form (T-63) and mail the Summary Form only to the KHSAA by April 15, 2002. Do not mail the student surveys (Form T-61). However, these Forms should be maintained in your files in the event they are requested subsequently.

776 Number of Surveys

561 Total Returned **Female: 273, Male: 288**

8-11 Grades Surveyed **8<sup>th</sup>: 174, 9<sup>th</sup>:166, 10<sup>th</sup>:98, 11:123**

How Was The Survey Administered? **The survey was administered to all 8-11<sup>th</sup> graders during homeroom on March 21, 2002.**

#### Fall Sports (List Total Number of Participation Responses)

15 Cross Country (Girls)

15 Cross Country (Boys)

12 Field Hockey (Girls)

103 Football (Boys)

7 Golf (Girls)

20 Golf (Boys)

49 Soccer (Girls)

39 Soccer (Boys)

68 Volleyball (Girls)

8 Volleyball (Boys)

#### Winter Sport (List Total Number of Participation Responses)

45 Basketball (Girls)

96 Basketball (Boys)

37 Gymnastics (Girls)

14 Indoor Track (Girls)

24 Indoor Track (Boys)

35 Swimming & Diving (Girls)

7 Swimming & Diving (Boys)

37 Wrestling (Boys)



Spring Sport (List Total Number of Participation Responses)

58 \_\_\_ Baseball (Boys)  
 37 \_\_\_ Fast Pitch Softball (Girls)  
 35 \_\_\_ Slow Pitch Softball (Girls)  
 23 \_\_\_ Tennis (Girls)  
 18 \_\_\_ Tennis (Boys)  
 33 \_\_\_ Track (Girls)  
 32 \_\_\_ Track (Boys)

Other Sports (From Student Survey T-61 Question 10)

Name of Sport		Number of Students Interested In Participating	
Lacrosse	18	Girls' Football	3
Roller blade	10	Equestrian	6
Ice Hockey	15	Indoor Soccer	25
Fall Baseball	25	Fall Softball	26
Boxing	3	Rugby	5
Bowling	44		

Number of Students who participate in Intramural Sports if offered.  
 (From Student Survey T-61 Question 5)

<u>Sport</u>	<u>Number</u>	<u>Sport</u>	<u>Number</u>
Basketball	45	Baseball	25
Wrestling	10	Indoor Soccer	25
Swimming	16	Outdoor Soccer	24
Volleyball	27	Softball	26
Track/Field	8	Golf	10
Football	9		

List Intramural Sports students are interested in adding:  
 (From Student Survey T-61 Question 6)

<u>Sport</u>	<u>Number</u>	<u>Sport</u>	<u>Number</u>
Basketball	45	Baseball	25
Wrestling	10	Indoor Soccer	25
Swimming	16	Outdoor Soccer	24
Volleyball	27	Softball	26
Track/Field	8	Golf	10

Participation in Non-School Sports Activities  
(From Student Survey T-61 Question 7)

Sport

Softball	Basketball	Volleyball	Select Soccer
Equestrian	Dance	Ice Hockey	Cheerleading
Gymnastics	Martial Arts	Swimming	Baseball
Biking	Paintball	Golf	Skateboarding
Tennis	Motorcycle Racing		

Reasons for not participating in interscholastic athletics.  
(From Survey Question 8)

Response	Number
----------	--------

- 56 \_\_\_ I prefer other activities such as band, chorus, etc.
- 113 \_\_\_ I don't have time
- 36 \_\_\_ The practice schedules and game times are inconvenient
- 27 \_\_\_ The sport I like isn't offered
- 32 \_\_\_ It's too expensive
- 22 \_\_\_ I prefer to participate in club or intramural sports
- 65 \_\_\_ Working
- 68 \_\_\_ Other
  - Would play if no drug testing.
  - Parents
  - Tired
  - Do not like coach
  - Don't want/care to
  - Missed tryouts
  - Just like to watch sports.
  - Have a child.
  - Church activities
  - Lazy/No desire
  - Injury
  - Not in shape and can not make the team.

Student Suggestions to encourage participation

- a. Better communication about try-outs.
- b. Homework help.
- c. Lower participation fee.
- d. No games on weekends.
- e. Participate in more tournaments.
- f. Indoor batting facility.
- g. More/better equipment.
- h. Advertise sports more to make students more aware.

  
Principal's Signature

April 15, 2002  
Date